

Collection

2024

600X
1200MM | 09
MM

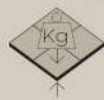
**600X
1200MM**

**EXPERIENCE UNIQUE &
MAGNIFICENT VIBE**

FEATURES



- Weather resistant.



- High tensile strength.



- Stress-resistant.



- Frost and fire-resistant.





DENSE GREY



DENSE GREY



DENSE CREMA



DENSE COFFEE



DENSE NEGRO

600X1200MM
09 MM THICKNESS

SURFACES
SATIN



DENSE VERDE

FULLBODY
TILES



DENSE SAHARA



DENSE VERDE



DENSE LUX



DENSE COPPER

600X1200MM
09 MM THICKNESS

SURFACES
SATIN




DENSE CREMA



FLOAT CREMA

FULLBODY
TILES



FLOAT XL GREY



FLOAT GREY



FLOAT JET BLACK



FLOAT CREMA



FLOAT BLONDE



FLOAT BRICK RED

600X1200MM
09 MM THICKNESS

SURFACES
SATIN



FLOAT KOTA


FULLBODY
TILES



FLOAT MUSHROOM



FLOAT KOTA



FLOAT SUPER WHITE

600X1200MM
09 MM THICKNESS

SURFACES
SATIN



FLOAT GREY



FULLBODY
TILES



GLIMPSE BLACK



GLIMPSE WHITE

GLIMPSE WHITE

600X1200MM
09 MM THICKNESS

SURFACES
SATIN / POLISH



GLIMPSE WHITE



MOSAIC POLIS GALEXY

FULLBODY
TILES



MOSAIC BROWN



MOSAIC FOSSIL



MOSAIC GALEXY



MOSAIC GREY

600X1200MM
09 MM THICKNESS

SURFACES
SATIN / POLISH



MOSAIC WHITE POLISHED

FULLBODY
TILES



MOSAIC NERO



MOSAIC WHITE



MOSAIC CREMA

600X1200MM
09 MM THICKNESS

SURFACES
SATIN / POLISH



MOSAIC WHITE



SLATE NERO



SLATE CREMA



SLATE GREY



SLATE NERO

600X1200MM
09 MM THICKNESS

SURFACES
PUNCH



SLATE CREMA

FULLBODY
TILES



LINEAR CREMA



LINEAR GREY



LINEAR NERO



LINEAR BLACK



LINEAR NERO

600X1200MM
09 MM THICKNESS

SURFACES
PUNCH

LINEAR GREY





CHROMA
SERIES

FULLBODY
TILES



CHROMA BRICK RED



CHROMA BRICK RED



CHROMA CREMA



CHROMA GREY



CHROMA BLONDE

600X1200MM
09 MM THICKNESS

SURFACES
PUNCH

FULLBODY
TILES



CHROMA MUSHROOM



CHROMA KOTA



CHROMA MUSHROOM



CHROMA XL GREY

600X1200MM
09 MM THICKNESS

SURFACES
PUNCH



PRISMA
SERIES



FULLBODY
TILES



PRISMA BRICK RED



PRISMA KOTA



PRISMA MUSHROOM



PRISMA XL GREY

PRISMA XL GREY

600X1200MM
09 MM THICKNESS

SURFACES
PUNCH



FULLBODY
TILES



PRISMA CREMA



PRISMA GREY



PRISMA BLONDE

PRISMA CREMA

600X1200MM
09 MM THICKNESS

SURFACES
PUNCH



STONE
DECK
SERIES



STONE DECK BRICK RED

FULLBODY
TILES



STONE DECK BRICK RED



STONE DECK CREMA



STONE DECK GREY



STONE DECK BLONDE

600X1200MM
09 MM THICKNESS

SURFACES
PUNCH



STONE DECK KOTA



STONE DECK KOTA



STONE DECK MUSHROOM



STONE DECK XL GREY

600X1200MM
09 MM THICKNESS

SURFACES
PUNCH

TECHNICAL SPECIFICATION

Dimension and Surface Quality	Test Method	Require	Result
Deviation in Length (l) & Width (w)	ISO 10545 - 2	± 1mm	0.00 mm
Thickness	ISO 10545 - 2	± 0.5mm	0.00 mm
Straightness of sides	ISO 10545 - 2	± 0.8mm	0.09 mm
Rectangularity	ISO 10545 - 2	± 1.5mm	0.11 mm

Physical Property

Water Absorption %	ISO 10545 - 3	Less than 0.5	0.044 %
Breaking Strength	ISO 10545 - 4		7194.95 N
Modulus of Rupter (MOR)N/mm ²	ISO 10545 - 4	35	49.06 N/mm ²
Resistance to surface abrasion	ISO 10545-7		PEI Class - III 1500 Revolution pass
Coefficient of Linear Thermal Expansion	ISO 10545 - 8	9X10-6 Max	5.51x10-6
Thermalshock Resis	ISO10545 - 9	10 Cycle, Min	Confirm
Crazing Resistance	ISO 10545-11	No Crazin in Two Cycle	Confirm
Moisture Expansion (in mm/mm)	ISO 10545 -10	0.02 mm/m max	0.01 mm/m max
Impact resistance	ISO 10545 - 5	0.55 Min	0.78
Scrach hardness of Srface	ISO 13630 - 13	5 moh's scal	5 Moh's
Bulk density, lin (g/cc)	ISO 10545 - 3	2.2 m'n	2.2903 glcc

Chemical Property

Resistance to Stain	ISO 10545-14	Min Class - 3	Class - 5
Resistance to Low Concentration of acid and alkali	ISO 10545-13	Min Class-GLC	Class GLA

Packaging Details:

SIZE	THICKNESS	FINISH
600x1200mm	9MM	Matt
600x1200mm	9MM	Polish

AVG WEIGHT	NO. TILES/BOX	COVERAGE /BOX
29	2 pcs	144 sq. mtr 155 sq ft
28	2 pcs	144 sq. mtr 155 sq ft